

Linear guide rails

LFS-8-1 LFS-8-2

Figure:
LFS-8-1 with
aluminium slides
WS 1/70



Figure:
LFS-8-2 with
aluminium slides WS 1/70

Features

- W 30 x H 20 mm (LFS-8-1)
W 30 x H 32.5 mm (LFS-8-2)
- 2 precision steel shafts Ø 8
- Anti-twist lock
- Aluminium shaft housing profile, naturally anodised
- Fixing from below with M6 tapped rails in T-key insert
- Conditionally self-supporting
- Special lengths to order
- Weights: appr. 1.6 kg/m (LFS-8-1)
appr. 2.0 kg/m (LFS-8-2)

Options:

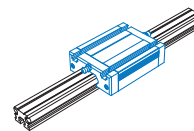
- stainless design
- drilled for M6 (LFS-8-1 only)

Ordering key

235 00X XXXX

LFS-8-1/standard=0 Length in mm (in 100 mm raster)
LFS-8-1/stainless =1 e.g. **0029** = Length 298
LFS-8-2/standard=2 **0299** = Length 2998
LFS-8-2/stainless =3 Steel shaft length: Total length L - 3 mm

Profile up to 6,000 mm available without impact connection, steel shafts divided.



Aluminium slide

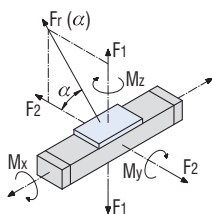
- With recirculating ball guide
- Clamping surface plane milled
- M6 T-key inserts
- Central lubrication option
- Adjustable for no play
- Option: stainless design

Load data

Shaft slide WS 1/70	
C ₀	3114 N
C	1846 N
F ₁ stat.	2659 N
F ₁ dyn.	1576 N
F ₂ stat.	3114 N
F ₂ dyn.	1846 N
M _x stat.	37.3 Nm
M _y stat.	100.5 Nm
M _z stat.	117.6 Nm
M _x dyn.	22.1 Nm
M _y dyn.	59.5 Nm
M _z dyn.	69.7 Nm

Shaft slide WS 1	
C ₀	4590 N
C	2390 N
F ₁ stat.	3920 N
F ₁ dyn.	2041 N
F ₂ stat.	4590 N
F ₂ dyn.	2390 N
M _x stat.	55.0 Nm
M _y stat.	148.1 Nm
M _z stat.	173.4 Nm
M _x dyn.	28.6 Nm
M _y dyn.	77.1 Nm
M _z dyn.	90.2 Nm

Carriage LW 6	
C ₀	2160 N
C	4000 N
F ₁ stat.	4320 N
F ₁ dyn.	3792 N
F ₂ stat.	2160 N
F ₂ dyn.	4000 N
M _x stat.	121.1 Nm
M _y stat.	194.4 Nm
M _z stat.	97.2 Nm
M _x dyn.	106.3 Nm
M _y dyn.	170.6 Nm
M _z dyn.	180.0 Nm



$$Fr(\alpha) = \frac{F_2}{\cos \alpha}$$

$$Fr(\alpha) = \frac{F_1}{\sin \alpha}$$

L 96 x W 72 x H 28.5 mm (WS 1/70)
(Weight: appr. 0.4 kg)

Part no.: **223100 0070**

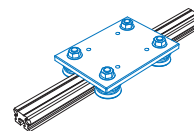
Stainless steel: **223101 0070**

L 126 x W 72 x H 28.5 mm (WS 1)

(Weight: appr. 0.5 kg)

Part no.: **223100**

Stainless steel: **223101**



Carriage LW 6

- L 125 x W 90 x H 7.7 mm
- ground steel plate
- 4 rollers Ø 31, sealed for life
- adjustable for no play
- Weight: appr. 1 kg

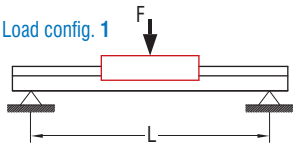
Part no.: **223011**

Linear guide rails

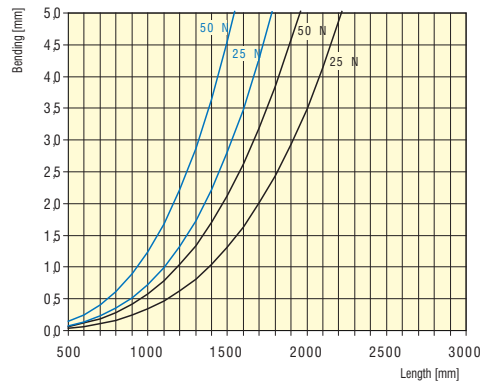
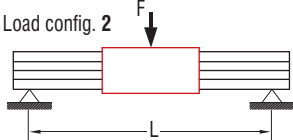
LFS-8-1 LFS-8-2

Bending

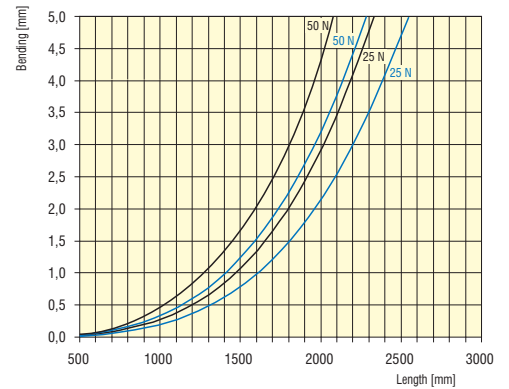
■ Load config. 1



■ Load config. 2



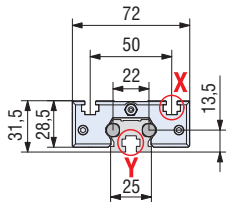
LFS-8-1



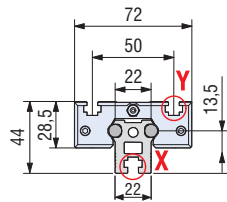
LFS-8-2

Dimensioned drawings

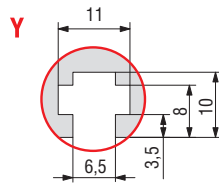
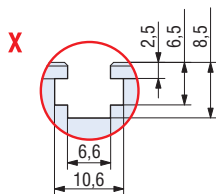
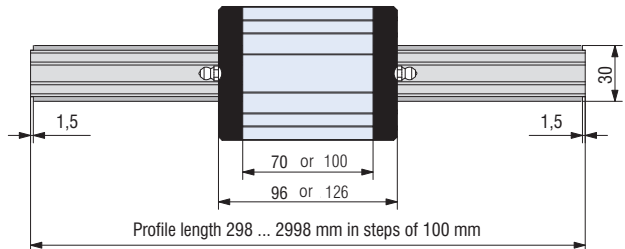
LFS-8-1 or LFS-8-2 with aluminium slide WS 1/70 or WS 1



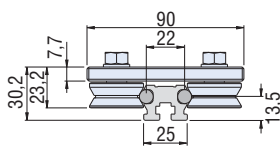
LFS-8-1



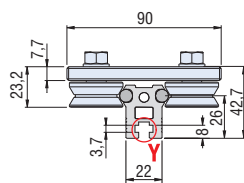
LFS-8-2



LFS-8-1 or LFS-8-2 with carriage LW 6



LFS-8-1



LFS-8-2

