mechanics

Linear Guide Rail

LFS-8-5
(MLF 5)

Features

- W 115 x H 40 mm
- 2 precision steel shafts Ø 8 mm
- Twist-resistant
- Aluminium shaft profile, anodized
- Top-down mounting by means of through holes for M6 in a 100 mm raster
- Conditionally cantilever
- Arbitrary guide rail length
- Weight: 4.7 kg/m

Load Data

Roller Carriage LW 7	
C_o	2,160 N
C	4,000 N
F_1 stat.	4,320 N
F_1 dyn.	3,792 N
F_2 stat.	2,160 N
F_2 dyn.	4,000 N
M_x stat.	246.8 Nm
M_y stat.	302.4 Nm
M_z stat.	151.2 Nm
M_x dyn.	216.7 Nm
M_y dyn.	265.4 Nm
M_z dyn.	280.0 Nm

Bearing Carriage WS 3	
C_o	3,141 N
C	1,879 N
F_1 stat.	2,682 N
F_1 dyn.	1,604 N
F_2 stat.	3,141 N
F_2 dyn.	1,879 N
M_x stat.	115.7 Nm
M_y stat.	105.3 Nm
M_z stat.	123.3 Nm
M_x dyn.	69.2 Nm
M_y dyn.	62.9 Nm
M_z dyn.	73.7 Nm

Force sketch of the load table see page 37

Order Key

235 00X XXXX

Standard = 8
Stainless = 9

Length in mm (in steps of 100 mm)
e.g. 0029 = Length 296
0299 = Length 2996

Steel shaft length:
Total length L -1 mm

Deflection

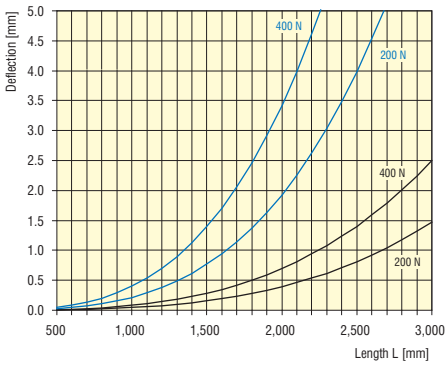

Force sketch of the deflection diagrams see page 37

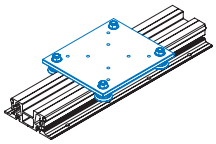

Roller Carriage LW 7

- L 175 x W 150 x H 7,7 mm
- Milled clamping surface
- 4 rollers Ø 31, life-time lubrication
- Adjustable free of clearance
- Weight: 2.03 kg

Item no.: **223 012**

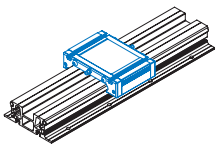

Aluminium Bearing Carriage WS 3/70

- L 96 x W 130 x H 32 mm
- Milled clamping surface
- M6 T-grooves
- Central lubrication
- Adjustable free of clearance
- Weight: 0.50 kg
- Option: stainless construction

Item no.: **223 103 0070**
Stainless: **223 103 1070**
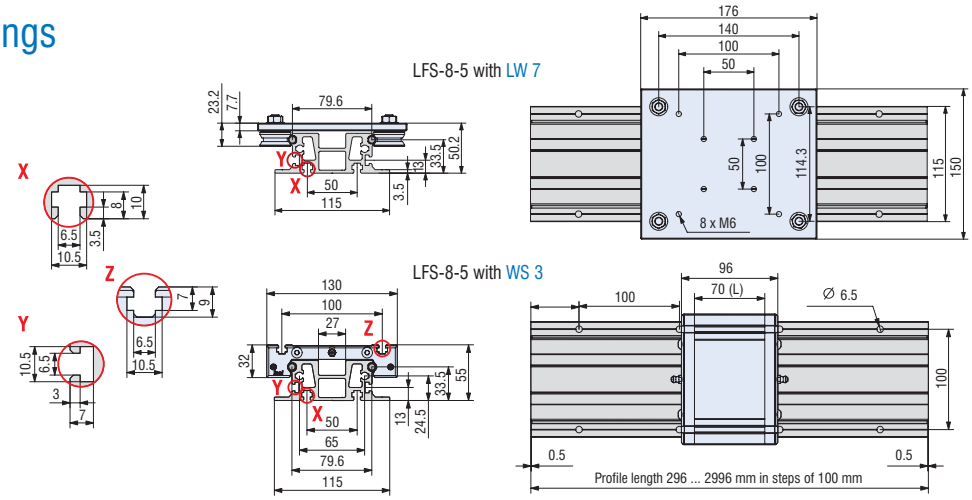
Scale Drawings